

# FACILITIES BUYING GUIDE



# MIXING THE RIGHT SOLUTION!

Use this chart as a guideline for diluting the products sold in this catalog. 1:x means 1 part concentrate to x parts water. For example, to make a quart of solution in a 1:15 dilution, mix 2-oz. of concentrate into 30-oz. of water. **NOTE: To minimize foaming, fill the container with water before adding the concentrate. Then stir thoroughly.**

### Concentrate Needed to Make the Following Amounts of Solution

Dilution Ratio	24-oz. Spray Bottle	Quart	Gallon	5 Gallons
1:4	4¾-oz.	6½-oz.	25½-oz.	128-oz. (1 Gal.)
1:10	2¼-oz.	2½-oz.	11½-oz.	59-oz.
1:12	1¾-oz.	3-oz.	10-oz.	50-oz.
1:15	1½-oz.	2-oz. (¼ Cup)	8-oz. (1 Cup)	40-oz.
1:20	1-oz. (½ Cup)	1½-oz.	6-oz. (¾ Cup)	31-oz.
1:32	¾-oz.	1-oz. (⅙ Cup)	4-oz. (½ Cup)	20-oz.
1:40	¾-oz.	¾-oz.	3-oz.	16-oz. (1 Pint)
1:50	½-oz.	¾-oz.	2½-oz.	13-oz.
1:64	½-oz.	½-oz.	2-oz. (¼ Cup)	10-oz.
1:128	½-oz.	¼-oz.	1-oz. (⅙ Cup)	5-oz.
1:256	¼-oz.	¼-oz.	½-oz.	3-oz.

### Conversion Chart

1 Gallon	=	128 ounces
1 Quart	=	32 ounces
1 Pint	=	16 ounces
1 Cup	=	8 ounces
½ Cup	=	4 ounces
¼ Cup	=	2 ounces
⅛ Cup	=	1 ounce
2 Cups	=	1 Pint
2 Pints	=	1 Quart
4 Quarts	=	1 Gallon



# SIZING GUIDE

# TOWEL/TISSUE COMPATIBILITY



**IN-SIGHT\*** LEVR-MATIC II  
Roll Towel Dispenser  
**KCC-09765**



*Towels for dispenser above:*  
**SCOTT®** Natural Hard Roll Towels  
**KCC-02021** - 8" w.; 400 ft.;  
**KCC-04142** - 8" w.; 800 ft.;  
**SCOTT®** White Hard Roll Towels  
**KCC-02068** - 8" w.; 400 ft.  
**KCC-01040** - 8" w.; 800 ft.  
**KCC-01052** - 8" w.; 800 ft.  
**KCC-01000** - 8" w.; 1,000 ft.

**SCOTT®** Recycled White Hard Roll Towels  
**KCC-01005** - 8" w.; 1,000 ft.  
**SCOTT®** Brown Hard Roll Towels  
**KCC-32848** - 8" w.; 800 ft.  
**KLEENEX®** Hard Roll Towels  
**KCC-01080** - 8" w.; 425 ft.  
**KLEENEX®** SLIMROLL Hard Roll Towels  
**KCC-11090** - 8" w.; 580 ft.

**MOD\*** Touchless Manual Hard Roll Dispenser  
**KCC-36016**



*Towels for dispenser above:*  
**SCOTT®** SLIMROLL Hard Roll Towels  
**KCC-12388** - 8" w.; 580 ft.  
**KLEENEX®** ULTRA SOFT SLIMROLL Hard Roll Towels  
**KCC-43753** - 7.87" w.; 262 ft.

**SCOTT®** Essential Hard-wound Roll Towel Dispenser  
**KCC-46253** Black  
**KCC-46254** White



*Towels for dispenser above:*  
**SCOTT®** High-capacity Hard Roll Towels  
**KCC-02001**

**SCOTT®** IN-SIGHT Roll Control Center Pull Dispenser  
**KCC-09989**



*Towels for dispenser above:*  
**SCOTT®** IN-SIGHT Roll Control Center-Pull Towels  
**KCC-01032** - 8" w.; 700 ft./Roll

**IN-SIGHT\*** JRT Combination Tissue Dispenser  
**KCC-09551**



*Tissues for dispenser above:*  
**KLEENEX®** COTTONELLE JRT Jr. One-Ply Jumbo Roll Tissues  
**KCC-07304** - 9" dia.; 3 3/8" x 750 ft.

**SCOTT®** Jumbo Roll Bathroom Tissues  
**KCC-02129** - Two-Ply; 9" dia.; 3 3/8" x 1,000 ft.

**KCC-07223** - One-Ply; 9" dia.; 3 3/8" x 2,000 ft.  
**KCC-07805** - Two-Ply; 8.9" dia.; 3 3/8" x 1,000 ft.  
**KCC-07827** - Two-Ply; 12" dia.; 3 3/8" x 2,000 ft.

**KCC-03148** - Two-Ply; 9" dia.; 3 3/8" x 1,000 ft.

**IN-SIGHT\*** Double Roll Coreless Tissue Dispenser  
**KCC-09604**



*Tissues for dispenser above:*  
**SCOTT®** Coreless Two-ply Standard Roll Bathroom Tissue  
**KCC-04007** - 5" dia.; Each tissue 4 x 4 1/4; 1,000/Roll



**Boardwalk** Mini Folded Paper Towels  
**BWK-FT111SBBW**



*Towels for dispenser above:*

**Windsoft®** Folded Paper Towels  
**WIN-101** - C-Fold; White; 10 1/4 x 13 1/2  
**WIN-1040** - Multifold; Natural; 9 3/8 x 9 1/2  
**WIN-105** - Multifold; White; 9 3/8 x 9 1/2  
**WIN-106** - Singlefold; Natural; 9 3/8 x 10 1/2  
**WIN-107** - Singlefold; White; 9 3/8 x 9

**Boardwalk®** Folded Paper Towels  
**BWK-6220** - C-Fold; White; 11 3/4 x 10  
**BWK-6200** - Multifold; White; 9 x 9 3/8  
**BWK-6210** - Singlefold; Natural; 9 x 9 3/8  
**BWK-6202** - Multifold; Natural; 9 x 9 3/8  
**BWK-6212** - Singlefold; White; 9 x 9 3/8

**Boardwalk®** Recycled Folded Paper Towels  
**BWK-10Green** - Multifold; White; 9 3/8 x 9 1/2  
**BWK-11Green** - C-Fold; White; 10 1/4 x 13  
**BWK-12Green** - Singlefold; White; 9 x 10  
**BWK-13Green** - Multifold; Natural; 9 1/4 x 9 1/2

**Boardwalk** Twin Standard Tissue Dispenser  
**BWK-CT205SBBW**



*Tissues for dispenser above:*  
**Windsoft®** Jumbo 8" Wide Roll Toilet Tissue  
**WIN-2200** - 2-Ply; 500 sheets  
**WIN-2210** - 1-Ply; 1,000 sheets  
**WIN-2400** - 2-Ply; 500 sheets  
**WIN-2400** - 2-Ply; 400 sheets  
**Boardwalk®** Bath Tissue  
**BWK-6145** - 2-Ply; 500 sheets  
**BWK-6150** - 2-Ply; 500 sheets  
**BWK-6155** - 2-Ply; 500 sheets  
**BWK-6170** - 1-Ply; 1,000 sheets  
**BWK-6180** - 2-Ply; 500 sheets  
**BWK-6144** - 2-Ply; 420 sheets

**Boardwalk®** Recycled Bath Tissue  
**BWK-20Green** - 2-Ply; 500 sheets  
**BWK-25Green** - 2-Ply; 500 sheets

**Boardwalk** Hands Free Towel Dispenser  
**BWK-HF108SBBW**



*Towels for dispenser above:*  
**Windsoft®** Natural Nonperforated Roll Towels  
**WIN-108** - 8" w.; 350 ft.  
**WIN-1180** - 8" w.; 600 ft.  
**WIN-1280** - 8" w.; 800 ft.  
**WIN-1280-6** - 8" w.; 800 ft.  
**Bleached White** Nonperforated Roll Towels  
**WIN-109** - 8" w.; 350 ft.  
**WIN-1190** - 8" w.; 600 ft.  
**WIN-1290** - 8" w.; 800 ft.  
**WIN-1290-6** - 8" w.; 800 ft.

**Boardwalk®** 8" Wide Paper Roll Towels  
**BWK-6254** - White; 800 ft.  
**BWK-6250** - White; 350 ft.  
**BWK-6252** - Natural; 350 ft.  
**BWK-6256** - Natural; 800 ft.  
**BWK-6260** - Natural; 600 ft.  
**BWK-6261** - White; 600 ft.  
**Boardwalk®** Recycled Roll Towels  
**BWK-16Green** - Natural; 8" w.; 800 ft.  
**BWK-17Green** - White; 8" w.; 800 ft.

**Boardwalk** Jumbo Twin Toilet Tissue Dispenser  
**BWK-JT210SBBW**



**Boardwalk** Single JBT Toilet Tissue Dispenser  
**BWK-JT109SBBW**



*Tissues for dispensers above:*  
**Windsoft®** Jumbo Roll Toilet Tissue  
**WIN-202** - Two-Ply; 9" dia.; 3 3/8" x 1,000 ft.  
**WIN-200** - One-Ply; 9" dia.; 3 3/8" x 2,000 ft.

**Boardwalk®** Jumbo Roll Toilet Tissue  
**BWK-6100** - 2-Ply; 9" dia.; 3 3/8" x 1,000 ft.  
**BWK-6101** - One-Ply; 9" dia.; 3 3/8" x 2,000 ft.  
**Boardwalk®** Recycled Roll Towels  
**BWK-19Green** - 2-ply; White; 9" dia.; 1,000 ft.



**Combi-fold\*** C-Fold/Multifold/BigFold Towel Dispenser  
**GPC-5865001**



*Towels for dispenser above:*  
**Acclaim** Multifold  
**GPC-20204** - 9 1/4 x 9 1/2  
**Envision** Multifold  
**GPC-20389** - 9 1/4 x 9 1/2  
**Signature** Multifold 2-Ply  
**GPC-21000** - 9 1/4 x 9 1/2

**Softpul** Automatic Towel Dispenser  
**GPC-58470, GPC-58487**



*Towels for dispenser above:*  
**SoftPull®** Hardwound Paper Towel Rolls  
**GPC-26610** - 9" w.; 400 ft.  
**GPC-26609** - 9" w.; 500 ft.

**SoftPull®** Mechanical Hard-wound Roll Towel Dispensers Regular  
**GPC-59489**



*Towels for dispenser above:*  
**SoftPull®** Center-Pull Perforated Paper Towels  
**GPC-28143** - 7 3/8" w.; 700 ft.  
**GPC-28124** - 7 3/8" w.; 400 ft.

**SoftPull®** Touchless Towel Dispenser  
**GPC-59015**



*Towels for dispenser above:*  
**Acclaim** Multifold  
**GPC-20204** - 9 1/4 x 9 1/2  
**Envision** Multifold  
**GPC-20389** - 9 1/4 x 9 1/2  
**GPC-23304** - 9 1/4 x 9 1/2  
**Signature** Multifold 2-Ply  
**GPC-21000** - 9 1/4 x 9 1/2

**Hygienic** Push-Paddle Roll Towel Dispenser  
**GPC-54338**



*Towels for dispenser above:*  
Center Pull Perforated Paper Towel Rolls  
**GPC-28143** - 7 3/8" w.; 700 ft.  
**GPC-28124** - 7 3/8" w.; 400 ft.

**SoftPull®** Center Pull High-Capacity Bathroom Tissue Dispenser  
**GPC-56501**



*Towels for dispenser above:*  
**Acclaim** Multifold  
**GPC-20204** - 9 1/4 x 9 1/2  
**Envision** Multifold  
**GPC-20389** - 9 1/4 x 9 1/2  
**GPC-23304** - 9 1/4 x 9 1/2  
**Signature** Multifold 2-Ply  
**GPC-21000** - 9 1/4 x 9 1/2

**Hygienic** Center Pull Hand Towel Dispensers  
**GPC-58201** High Capacity



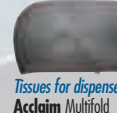
*Towels for dispenser above:*  
**SoftPull®** Center-Pull Perforated Paper Towels  
**GPC-28143** - 7 3/8" w.; 700 ft.  
**GPC-28124** - 7 3/8" w.; 400 ft.

**GPC-58204** Regular Capacity



*Towels for dispenser above:*  
**SoftPull®** Center-Pull Perforated Paper Towels  
**GPC-28124** - 7 3/8" w.; 400 ft.

**Jumbo Jr.** Two-Roll Bathroom Tissue Dispenser  
**GPC-59209**



*Tissues for dispenser above:*  
**Acclaim** Coreless Two-Ply Bathroom Tissue  
**GPC-19375** - Each tissue 3 3/4 x 4; 1,000/Roll  
**Envision** Coreless Two-Ply Bathroom Tissue  
**GPC-19378** - Each tissue 3 3/4 x 4; 1,500/Roll 3 3/4 x 4; 1,125/Roll

**Jumbo Jr.** Bathroom Tissue Dispenser  
**GPC-59009**



*Tissues for dispensers above:*  
**Acclaim** Multifold  
**GPC-20204** - 9 1/4 x 9 1/2  
**Envision** Multifold  
**GPC-20389** - 9 1/4 x 9 1/2  
**Signature** Multifold 2-Ply  
**GPC-21000** - 9 1/4 x 9 1/2

**SoftPull®** Center Pull High-Capacity Bathroom Tissue Dispenser  
**GPC-56501**



*Tissues for dispenser above:*  
**Compact®** Coreless Two-Ply Bathroom Tissue  
**GPC-19372** - Each Tissue 3 3/4 x 4; 1,125/Roll  
**Envision** Multifold  
**GPC-19375** - Each tissue 3 3/4 x 4; 1,000/Roll

**Compact®** Coreless Side-by-Side Double Roll Covered Tissue Dispenser  
**GPC-56784**



*Tissues for dispenser above:*  
**Compact®** Coreless Two-Ply Bath Tissue  
**GPC-19372** - Each tissue

**Compact®** Vertical Double Roll Coreless Tissue Dispenser  
**GPC-56784**



*Tissues for dispenser above:*  
**Compact®** Coreless Two-Ply Bathroom Tissue  
**GPC-19375** - Each tissue 3 3/4 x 4; 1,000/Roll  
**Compact®** Coreless Two-Ply Bathroom Tissue  
**GPC-19378** - Each tissue 3 3/4 x 4; 1,500/Roll 3 3/4 x 4; 1,125/Roll

Use this guide to help you find the paper products that fit your dispenser.

**1** First, locate your dispenser by referencing the brand, illustration, model name and number.

**2** Next, see the corresponding colored numbers listed beneath to find the right towels and tissues that work with your dispenser.



Mini Combination Towel Cabinet  
**SJM-T1950XC5**



True Fold® Metal Front Cabinet Towel Dispenser  
**SJM-T1905 (XC, WH)**



Oceans® Ultrafold™ Towel Dispenser  
**SJM-T1790TBK**



Towels for dispensers above:

**Windsoft®** Folded Paper Towels  
**WIN-101** - C-Fold; 10 1/4 × 13 1/2  
**WIN-1040** - Multifold; Natural; 9 1/2 × 9 1/2  
**WIN-105** - Multifold; White; 9 1/2 × 9 1/2

**Georgia Pacific Commercial** Folded Paper Towels

**Acclaim®**  
**GPC-20603** - C-Fold; 10 1/4 × 13 1/4

**GPC-20204** - Multifold; 9 1/4 × 9 1/2

**Signature®**  
**GPC-23000** - C-Fold; Two-Ply; 10 1/4 × 13 1/4  
**GPC-21000** - Multifold; Two-Ply; 9 1/4 × 9 1/2

**Envision®**  
**GPC-23304** - Multifold; 9 1/4 × 9 1/2

**BigFold®** Paper Towels  
**GPC-20887** - Z-Fold; 10 1/4 × 11

**Kimberly-Clark Professional** Folded Paper Towels

**KLEENEX®**  
**KCC-01500** - C-Fold; 10 1/4 × 13 1/4

**KCC-01890** - Multifold; 9 1/2 × 9 1/2

**SCOTT®**  
**KCC-01510** - C-Fold; 10 1/4 × 13 1/4

**KCC-01804** - Multifold; 9 1/2 × 9 1/2

**Tear-N-Dry®** Touchless Roll Towel Dispenser  
**SJM-T1300TBK**  
**SJM-T1370BKSS**  
**SJM-T1370SS**  
**SJM-T1370WHCL**  
**SJM-T1470BKSS**  
**SJM-T1470SS**  
**SJM-T1470WHCL**



**Oceans® Tear-N-Dry®** Electronic Touchless Roll Towel Dispenser  
**SJM-T1390TBK**



**Integra®** Lever Roll Towel Dispenser  
**SJM-T850TBK**



Lever Roll Towel Dispenser  
**SJM-T1100TBK**



Towels for dispensers above:

**Windsoft®** Natural Nonperforated Roll Towels  
**WIN-108** - 8" w.; 350 ft.  
**WIN-1180** - 8" w.; 600 ft.  
**WIN-1280** - 8" w.; 800 ft.

**Bleached White** Nonperforated Roll Towels  
**WIN-109** - 8" w.; 350 ft.  
**WIN-1190** - 8" w.; 600 ft.  
**WIN-1290** - 8" w.; 800 ft.

**Envision®** One-Ply  
**GPC-26200** - 7 1/4" w.; 625 ft.  
**GPC-26401** - 7 1/4" w.; 350 ft.  
**GPC-26301** - 7 1/4" w.; 800 ft.

**Signature®** Two-Ply  
**GPC-28000** - 7 1/4" w.; 350 ft.  
**Kimberly-Clark Professional SCOTT®**

Nonperforated Paper Towel Rolls  
**KCC-01005** - 8" w.; 1,000 ft.  
**KCC-01040** - 8" w.; 800 ft.  
**KCC-01000** - 8" w.; 1,000 ft.  
**KCC-02021** - 8" w.; 400 ft.  
**KCC-02068** - 8" w.; 400 ft.  
**KCC-04142** - 8" w.; 800 ft.

**Kleenex®** Hard Roll Towels  
**KCC-01080** - 8" w.; 425 ft.  
**KCC-50606** - 8" w.; 600 ft.

**Boardwalk®** 8" w. Paper Roll Towels  
**BWK-6254** - Bleached; White; 800 ft.

**BWK-6250** - White; 350 ft.  
**BWK-6252** - Natural; 350 ft.

**Classic** Center Pull Towel Dispenser  
**SJM-T400TBK**



Towels for dispenser above:

**Windsoft®** Jumbo Roll Toilet Tissue  
**WIN-1420** - 8" w.; 660 ft.

**Kimberly-Clark Professional** Center-Pull Towels  
**SCOTT®**

**KCC-01010** - Two-Ply; 8" w.; 500 sheets  
**KCC-01051** - One-Ply; 8" w.; 500 sheets

**KCC-01061** - One-Ply; 8" w.; 250 sheets

**Oceans®** Twin 9" JBT Tissue Dispenser  
**SJM-R4090TBK**



Tissues for dispenser above:

**Windsoft®** Jumbo Roll Toilet Tissue  
**WIN-202** - Two-Ply; 9" dia.; 3 3/8" × 1,000 ft.

**WIN-200** - One-Ply; 9" dia.; 3 3/8" × 2,000 ft.

**Georgia Pacific Commercial**

**Envision®** Jumbo Bathroom Tissue  
**GPC-13102** - 12" dia.; 3 1/2" × 2,000 ft.

**Acclaim®** Jumbo Jr. Bathroom Tissue  
**GPC-13728** - Two-Ply; 3 1/2" × 1,000 ft.

**GPC-13718** - One-Ply; 3 1/2" × 2,000 ft.

**Kimberly-Clark Professional SCOTT®** Jumbo Roll Bathroom Tissue  
**KCC-02129** - 9" dia.; 3 3/8" × 1,000 ft.

**KCC-07223** - 9" dia.; 3 3/8" × 2,000 ft.

**KCC-07805** - 8.9" dia.; 3 3/8" × 1,000 ft.

**Versatwin** Tissue Dispenser  
**SJM-R3600TBK**



Tissues for dispenser above:  
**Any Small Roll Bathroom Tissue** up to 5 1/2" in diameter

**Oceans®** Single 9" JBT Tissue Dispenser  
**SJM-R2090TBK**  
**SJM-R2000TBK**  
**SJM-R4070BKSS**  
**SJM-R4070SS**  
**SJM-R4070WHCL**



Tissues for dispenser above:

**Windsoft®** Jumbo Roll Toilet Tissue  
**WIN-202** - Two-Ply; 9" dia.; 3 3/8" × 1,000 ft.

**WIN-200** - One-Ply; 9" dia.; 3 3/8" × 2,000 ft.

**Georgia Pacific Commercial**

**Envision®** Jumbo Bathroom Tissue  
**GPC-13102** - 12" dia.; 3 1/2" × 2,000 ft.

**Acclaim®** Jumbo Jr. Bathroom Tissue  
**GPC-13728** - Two-Ply; 3 1/2" × 1,000 ft.

**GPC-13718** - One-Ply; 3 1/2" × 2,000 ft.

**Kimberly-Clark Professional SCOTT®** Jumbo Roll Bathroom Tissue  
**KCC-02129** - 9" dia.; 3 3/8" × 1,000 ft.

**KCC-07223** - 9" dia.; 3 3/8" × 2,000 ft.

**KCC-07805** - 8.9" dia.; 3 3/8" × 1,000 ft.

**Duett** Toilet Tissue Dispenser  
**SJM-R3590TBK**



Tissues for dispensers above:

**Georgia Pacific Commercial** Bathroom Tissue  
**Angel Soft® ps®** Premium Bathroom Tissue  
**GPC-16840** - Each tissue 4 × 4; 450/Roll

**GPC-16880** - Each tissue 4 × 4; 450/Roll

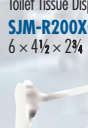
**Kimberly-Clark Professional SCOTT®** Standard Roll Two-Ply Bathroom Tissue  
**KCC-04460** - Each tissue 4 1/4 × 4; 605/Roll

**KLEENEX® COTTONELLE®** Two-Ply Bathroom Tissue  
**KCC-17713** - Each tissue 4 1/4 × 4; 505/Roll

**Locking** Toilet Tissue Dispensers  
**SJM-R200XC** 6 × 4 1/2 × 2 3/4



**SJM-R260XC** 12 3/8 × 4 1/2 × 2 3/4



Tissues for dispensers above:

**Georgia Pacific Commercial**  
**Angel Soft® ps®** Premium Bathroom Tissue  
**GPC-16840** - Each tissue 4 × 4; 450/Roll

**GPC-16880** - Each tissue 4 × 4; 450/Roll

**Kimberly-Clark Professional SCOTT®** Standard Roll Two-Ply Bathroom Tissue  
**KCC-04460** - Each tissue 4 1/4 × 4; 605/Roll

**KLEENEX® COTTONELLE®** Two-Ply Bathroom Tissue  
**KCC-17713** - Each tissue 4 1/4 × 4; 505/Roll

**BOBRICK**

Stainless Steel Dispenser  
**BOB-262**



Towels for dispenser above:

**Windsoft®** Folded Paper Towels  
**WIN-101** - C-Fold; 10 1/4 × 13 1/2

**WIN-105** - Multifold; 9 1/2 × 9 1/2

Stainless Steel Two-Roll Dispenser  
**BOB-2888**



Tissues for dispenser above:

**Windsoft®** Toilet Tissue  
**WIN-2240** - 2-Ply; 500 sheets

**WIN-2405** - 2-Ply; 500 sheets

**Boardwalk®** Standard Roll  
**BWK-6144** - 2-Ply; 400 sheets

**BWK-6145** - 2-Ply; 500 sheets

**BWK-6180** - 2-Ply; 500 sheets

**BWK-6150** - 2-Ply; 500 sheets

Jumbo Toilet Tissue Dispenser  
**BOB-2890**



Tissues for dispenser above:

**Windsoft®** Folded Paper Towels  
**WIN-200** - C-Fold; 10 1/4 × 13 1/2

**WIN-202** - Multifold; 9 1/2 × 9 1/2

**Boarwalk®** Jumbo Roll  
**BWK-6100** - 2-Ply; 1,000 ft.

**BWK-6101** - 1-Ply; 2,000 ft.















# BUYING GUIDE

The right wiper for the right task!





**boardwalk**  
DO MORE ACROSS THE BOARD

Wipers are used in every cleaning application from personal care to equipment maintenance. Not all wipers are created equal. Different wipers are designed to be especially effective for certain tasks. Each is engineered with nonwoven substrates, weights, binders and colors in order to balance the different attributes required for optimal cleaning and productivity—strength, absorbency, solvent resistance, lint, wipe dry and hand feel. Just like a tool, matching the right wiper with the right task will make the job easier and more cost-effective. Boardwalk wipers—the right tool for any task.

Applications		Performance Scale			
<b>Advanced Performance - Spunlace</b>					
BWK-A115ITB	 <ul style="list-style-type: none"> <li>Automotive and aerospace prep/cleaning</li> <li>Cleaning equipment and machines</li> <li>Solvent application</li> <li>Woodworking staining cloth</li> </ul>	<ul style="list-style-type: none"> <li>Great shop towel and rag replacement</li> <li>Exceptional in heavy grease, oil and water</li> <li>Electronics manufacturing low lint cloth</li> <li>Laboratory critical task wipe</li> </ul>	<b>Absorbency</b>	<b>Strength</b>	<b>Solvent Friendly</b>
			●●●●●	●●●●○	●●●●○
BWK-A105IDW2	 <ul style="list-style-type: none"> <li>Optical</li> <li>Patient hygiene</li> <li>Business machine optics cleaning</li> </ul>	<ul style="list-style-type: none"> <li>Cleaning technical equipment</li> <li>Laboratory critical task wipe</li> <li>General cleaning and wiping</li> </ul>	<b>Absorbency</b>	<b>Strength</b>	<b>Solvent Friendly</b>
			●●●○○	●●●○○	●●●○○
<b>Premium - Hydrospun</b>					
BWK-P080JPR	 <ul style="list-style-type: none"> <li>Rough surfaces and wiping/removing metal shavings</li> <li>Heavy grease and oil</li> <li>Remediation cleaning towel</li> </ul>	<ul style="list-style-type: none"> <li>Cleaning equipment and tools</li> <li>Solvent application</li> <li>Great alternative to shop towels</li> <li>Good alternative to heavy reclaimed rags</li> </ul>	<b>Absorbency</b>	<b>Strength</b>	<b>Solvent Friendly</b>
			●●●●●	●●●●●	●●●●●
BWK-P070IDB	 <ul style="list-style-type: none"> <li>Surface prep</li> <li>Grease and oil</li> <li>Cleaning equipment and tools</li> <li>Screen printers wipe</li> </ul>	<ul style="list-style-type: none"> <li>Solvent application</li> <li>Great alternative to shop towels</li> <li>Good alternative to light and medium reclaimed rags</li> </ul>	<b>Absorbency</b>	<b>Strength</b>	<b>Solvent Friendly</b>
BWK-P070IDW			●●●●○	●●●●○	●●●●○
BWK-P070JPW			●●●●○	●●●●○	●●●●○
BWK-P050JPW	 <ul style="list-style-type: none"> <li>Final prep wipe</li> <li>Lubricants</li> <li>Graphics and printing</li> </ul>	<ul style="list-style-type: none"> <li>Woodworking staining cloth</li> <li>Patient hygiene</li> <li>Wiping up small spills</li> </ul>	<b>Absorbency</b>	<b>Strength</b>	<b>Solvent Friendly</b>
			●●●○○	●●○○○	●●○○○
<b>Value - DRC</b>					
BWK-V040IDW	 <ul style="list-style-type: none"> <li>Glass and mirror cleaning</li> <li>Machine and tool cleaning</li> <li>Staining</li> <li>Screen printers wipe</li> </ul>	<ul style="list-style-type: none"> <li>Auto body initial prep wipe</li> <li>Wiping up oil, grease and water</li> <li>General purpose cleaning</li> <li>Hand wiping</li> </ul>	<b>Absorbency</b>	<b>Strength</b>	<b>Solvent Friendly</b>
BWK-V040QPW			●●●●●	●●○○○	●●●○○
BWK-V040CGW			●●●●●	●●○○○	●●●○○
BWK-V030IDW2	 <ul style="list-style-type: none"> <li>Patient hygiene</li> <li>Process line wiping and cleaning</li> <li>Polishing</li> </ul>	<ul style="list-style-type: none"> <li>Auto body initial prep wipe</li> <li>Light duty janitorial and maintenance wiping</li> </ul>	<b>Absorbency</b>	<b>Strength</b>	<b>Solvent Friendly</b>
BWK-V030QPW			●●●●●	●●○○○	●●●○○
<b>Economy - Scrim &amp; TAD</b>					
BWK-E025IDW	 <ul style="list-style-type: none"> <li>Glass and mirror cleaning</li> <li>General cleaning</li> </ul>	<ul style="list-style-type: none"> <li>Small spill cleanup</li> <li>Hand wipe</li> </ul>	<b>Absorbency</b>	<b>Strength</b>	<b>Solvent Friendly</b>
			●●●●○	●●●○○	●●○○○
BWK-E010IDW	 <ul style="list-style-type: none"> <li>Light duty general purpose cloth</li> <li>Spray and wipe</li> <li>Small spill cleanup</li> </ul>	<ul style="list-style-type: none"> <li>Glass and mirror cleaning</li> <li>Hand wipe</li> </ul>	<b>Absorbency</b>	<b>Strength</b>	<b>Solvent Friendly</b>
			●●●○○	●○○○○	●○○○○
<b>Dusters - Mineral Oil Treated</b>					
BWK-DSMFPY	 <ul style="list-style-type: none"> <li>Dusting surfaces</li> <li>Copier machine toner cleanup</li> </ul>	<ul style="list-style-type: none"> <li>Showroom product enhancer (cars, furniture, etc.)</li> </ul>			
<b>Foodservice - Spunlace</b>					
BWK-N8200	 <ul style="list-style-type: none"> <li>Ideal for restaurants, healthcare, hospitality, breakrooms and schools</li> </ul>	<ul style="list-style-type: none"> <li>Cleaning tables and other food service surfaces</li> </ul>			
BWK-N8220					
BWK-N8140					
<b>Linen Replacement Napkins - DRC</b>					
BWK-LRVDFBW	 <ul style="list-style-type: none"> <li>Wiping hands/face</li> <li>Wrapping utensils</li> </ul>	<ul style="list-style-type: none"> <li>Replace expensive linen services</li> </ul>			

# GET A GRIP ON GLOVES!

Work gloves are essential to a number of jobs across a wide range of activities and can often prevent serious injuries. Understanding glove type, material, their uses and the kind of protection they offer will help you select the right gloves for the job and environment you're working in.

Type	Material	Uses
 <p><b>Disposable/Single Use</b>—These gloves are economical, often disposable and appropriate for a variety of settings. <b>See pages 332-335.</b></p>	Vinyl, PVC, Latex, Nitrile	Small parts handling, food handling, manufacturing, medical and lab use. Nitrile is a good choice for those with latex allergies. Suitable for light-duty tasks.
 <p><b>Knit</b>—These offer comfortable fit, good flexibility and can be used as a liner for extra protection. Look for gloves featuring PVC dots for extra grip. <b>See page 345.</b></p>	Cotton/ Polyester	Use as a liner or for additional protection and grip. Suitable for light-duty tasks.
 <p><b>Leather</b>—Combines excellent strength, dexterity and durability with comfort and protection. Look for designs with shirred or elasticized cuffs to help keep dirt and debris out of the glove. <b>See page 344.</b></p>	Cowhide, Pigskin, Goatskin	Use for abrasion resistance, general use. Suitable for medium-duty tasks.
 <p><b>Canvas &amp; Fabric</b>—Provide durability, dexterity and comfort. Palms with PVC dots or natural or synthetic hide offer greater grip. When sturdy synthetic fabric is used, durability is increased along with resistance to abrasions, cuts and punctures. These gloves can typically be laundered. <b>See page 343.</b></p>	Cotton	General purpose. Suitable for light- to medium-duty tasks.
 <p><b>Supported/Dipped</b>—Degrees of protection vary with coatings that protect against solvents and chemicals and also provide protection from abrasions, punctures and cuts. <b>See pages 336-340.</b></p>	Typically knit with Foam Nitrile, Polyurethane or PVC	Chemical processing/handling, cleaning, oil refining, food processing. Suitable for medium- to heavy-duty tasks.
 <p><b>Specialty</b>—Provides exceptional dexterity, grip, impact cushioning, imperviousness to liquids and other protection. Features palms, coatings and thicknesses for the most demanding users. <b>See pages 341-342.</b></p>	Lined & unlined Neoprene, Nitrile, Nylon; Flock-lined	For rough, oily, abrasive, hot or cold environments; touch-screen, cut-resistant. Suitable for box handling and other heavy-duty tasks.

# PROTECT YOUR EYES!



**Personal protective eyewear, such as goggles, safety glasses and faceshields, must be used in a workplace where an eye hazard exists.**

Each day approximately 2,000 U.S. workers sustain an eye injury on the job that requires medical treatment. A third of the injuries are treated in ERs and more than 100 result in a day or more of lost work. The majority of injuries occur because of small particles or objects striking or abrading the eye.

**Having the right protective eyewear is critical in preventing eye-related injuries.**

Before choosing eye protection, identify the hazards of your workplace. Then, the choice can be made between safety glasses, goggles or a combination with a faceshield as secondary protection.

Eye protection should be fit to the worker or adjustable to provide for appropriate coverage. The worker's personal vision should be considered, with safety glasses large enough to allow the user to wear their own glasses underneath.

[www.cdc.gov/niosh/topics/eye](http://www.cdc.gov/niosh/topics/eye)

## Eyewear Types

**Safety Glasses** protect against general impact; however, speed of impact must be considered. The higher the velocity, the more likely the safety glasses could be dislodged. In this case, goggles or a faceshield may be a better choice. **See pages 347-353.**

**Goggles** are available in direct and indirect vented styles. **See pages 352-353.**

Direct vented goggles allow airflow, but are only approved for protection against particulates. Use for jobs such as grinding or cutting where dust is an issue.

Indirect vented goggles are for protection against vapors, chemicals, liquids and dust.

**Full Faceshields** are the best option for workers exposed to flying particles or chemical splashes. Use in conjunction with safety glasses or goggles to protect against secondary hazards. **See page 354.**

## Eyewear Features

**UV Protection**—for workers exposed to ultraviolet radiation, such as outdoor workers and welders.

**Hard-Coated**—for applications where lens scratching is an issue.

**Anti-Fog/Anti-Mist**—for workers who are exposed to extreme temperatures or warm humid environments.

**Clear Lenses**—for indoor or outdoor applications in below-normal light conditions.

**Gray or Brown Lenses**—for outdoor use where above-average light is available.

**Amber Lenses**—for applications where light is below normal or enhanced contrast is needed.

# FIND THE TRUCK YOU NEED!

## Truck Type

## Features and Benefits

### Cube Trucks

Use these durable and versatile trucks for a variety of bulky, load-carrying tasks including waste collection, material transport and laundry handling. Available in four capacities. Find these on page 496.



### Tilt Trucks

These trucks maximize maneuverability and make it easy to dump contents. Ideal for handling bulky materials and loads that are medium to heavyweight. Insert wheels and the overall profile helps protect surroundings. Consider your need for the lid option. Find these on page 497.



### Platform Trucks

Accommodate loads of varying shapes and sizes aboard a high-capacity platform truck. Depending on what you're moving, you'll want to look at support—more when you're loading multiple, hard-to-balance items—less when loads are more well-balanced. Some platform trucks offer work-height surfaces. Find these on pages 487-488.



### Hand Trucks

Carry a surprisingly heavy load with ease and agility with a two-wheeled hand truck. Buy a model that's dedicated to this role, or combine functionality with a convertible truck that switches from a two-wheeled configuration to a four-wheeled platform. Find these on pages 486-487.



### Convertible Trucks

Change configurations to use one truck for multiple applications. Some versions combine removable shelving with a more open platform truck option. Others provide support alternatives that adjust to the loads you're transporting. Find these on page 489.





# WASTE RECEPTACLES

**Use the handy Feature Key (shown at right) to help you find a waste receptacle to meet your needs.**

- ① Contains Recycled Material
- ② Fire-Safe
- ③ Receptacle Construction Contains Steel
- ④ ADA Compliant
- ⑤ Ideal for General Indoor Use
- ⑥ Ideal for Recycling
- ⑦ Ideal for General Outdoor Use
- ⑧ Ideal for Outdoor Extreme Weather Conditions

Stock Number	Description	Features	Page
RCP 2643-60; RCP 2610; RCP 2620; RCP 2632; RCP 2655	BRUTE® Utility Container with Venting Channels	⑤ ⑦	506
RCP 9W27	BRUTE® 50-Gallon Rollout Container	① ⑤ ⑦	508
RCP 9W21 GY; RCP 9W22 GY	BRUTE® Heavy-Duty Rollout Container	⑤ ⑦	508
RCP 2632-73 BE	BRUTE® Round Recycling Containers	① ⑤ ⑥ ⑦	509
RCP 9W27-73 BLU	BRUTE® Recycling Rollout Container	① ⑤ ⑥ ⑧	509
RCP 3569-73 BE; RCP 3958-73 BLU; RCP 3959-73 BLU	Untouchable® Square Recycling Container	① ⑤ ⑥	509, 510
RCP 2955-73 BE; RCP 2956-73 BE; RCP 2957-73 BE	Deskside Paper Recycling Containers	① ⑤ ⑥	510
RCP 5714-73 BE; RCP 5718-73 BE	Stacking Recycling Bins	① ⑤ ⑥	510
RCP 2950-73 BE	Wastebasket Recycling Side Bin	① ⑤ ⑥	510
RCP 3540-07 BE, GN	Slim Jim® Recycling Container with Venting Channels	① ⑤ ⑥	511
RCP 1792339	2-Stream Glutton® Station	① ⑤ ⑥	511
RCP 1792372	4-Stream Glutton® Waste and Recycling Station	① ⑤ ⑥	511
RCP 7822 BEI	Slim Jim® Wall-Mount Container	⑤ ⑦	517
RCP 3540-60 BG; RCP 3540-60 BK; RCP 3540-60 GY	Slim Jim® with Patent Pending Venting Channels	⑤	518
RCP MST35SSPL	Medi-Can™ Steel Step Cans	① ② ③ ⑤	520
RCP ST12EPLWH; RCP ST24EPLWH	Defenders® Heavy-Duty Step Cans for Infectious Waste	① ③ ⑤	520
RCP 2952 BEI; RCP 295500 BG; RCP 295600 BG; RCP 295700 BG	Deskside Plastic Wastebaskets	① ④ ⑤	521
RCP 2540 BEI; RCP 254100 BG; RCP 254300 BG; RCP 254400 BG	Fire-Resistant Fiberglass Wastebaskets	① ⑤	521
BWK 28QTWB BLA; BWK 41QTWB BLA	Soft-Sided Wastebaskets	②	521
RCP 354600 GY; RCP 352000 BG, GY; RCP 3569-88; RCP 3958	Untouchable® Waste Containers	⑤ ⑦	522
RCP 8160-88; RCP 8170-88	Marshal® Classic Containers	② ④ ⑤	523
RCP R1536EGLW	Fire-Resistant Dome Top Receptacle	① ② ③ ⑤ ⑦	523
RCP T1424SSPL	WasteMaster™ Nonmagnetic Stainless Steel Receptacle	① ② ③ ⑤ ⑦	523
RCP 256B BRO	Glutton® Container	⑤ ⑧	524
RCP 8430-88; RCP 9173-88; RCP 9171-88	Ranger® Fire-Safe Containers	② ④ ⑦ ⑧	524
RCP 3964	Plaza® Container	④ ⑧	524
RCP SO8-10BPL; RCP SO8SSSPL	Half-Round Containers	① ② ③ ④ ⑤	526
RCP SO16SSSGL	Side Opening Steel Receptacle	① ③ ④ ⑤ ⑦	526
RCP DCR24CSM; RCP DCR24PSM; RCP DCR24TSM	Silhouette Open Top Receptacles	① ③ ④ ⑤	528
RCP AOT35SAGL	Atrium® Round Open Top Receptacle	① ② ④ ⑤	529
RCP R2030SSPL	Eclipse™ Steel Receptacle	① ② ③ ④ ⑤	529
RCP R18SU-201PL	Aspen Outdoor Litter Receptacles	① ② ③ ④ ⑧	529

# SIZING GUIDE

# FIND THE CAN LINER THAT FITS!



1

2

6

7

Description	Receptacle Size	Liner Size
<b>Rubbermaid</b>		
<b>1. Brute® Recycling Container</b>		
RCP-263273BE	32 gal.	33 × 39
<b>Vented Round Container</b>		
RCP-263200GY	32 gal.	33 × 39
RCP-264360 (BK, GY, REDEA, BE, YEL, REDCT)	44 gal.	40 × 46
<b>Roll-Out Heavy-Duty Container</b>		
RCP-9W21GY	65 gal.	43 × 47
<b>Square Big Wheel Container</b>		
RCP-9W27 (GY, BLU, YEL)	50 gal.	43 × 47
<b>Square Container</b>		
RCP-352600GY	28 gal.	40 × 46
RCP-353600GY	40 gal.	43 × 47
<b>2. Glutton® Recycling Center</b>		
RCP-263273BE	32 gal.	33 × 39
<b>Desktop Recycling Container</b>		
RCP-295573BE	13½ qt.	24 × 23
RCP-295673BE	28½ qt.	24 × 23

Description	Receptacle Size	Liner Size
<b>6. Silhouette Square Recycling Collection (Trash, Paper, Cans and Bottles)</b>		
RCP-DCR24 (CSM, TSM, PSM)	29 gal.	40 × 46
<b>Round Recycling Collection (Trash, Paper, Cans and Bottles)</b>		
RCP-DRR24 (TSM)	26 gal.	40 × 46
<b>Designer Line™ Silhouettes Waste Receptacle</b>		
RCP-SC14EPLSM	16 gal.	33 × 39
RCP-SC18EPLSM	29 gal.	40 × 46
<b>Eclipse™ Waste Receptacle</b>		
RCP-R2030EBK	30 gal.	40 × 46
<b>7. Slim Jim® With Venting Channels Waste Container</b>		
RCP-354060 (BG, BK, GY)	23 gal.	33 × 39
RCP-1971258	15½ gal.	33 × 39
<b>Plastic Recycling Container with Venting Channels</b>		
RCP-354007 (GN, BE)	23 gal.	30 × 36
<b>Recycling Container</b>		
RCP-354074BLU	23 gal.	33 × 39
<b>Ash/Trash Classic Container without Doors</b>		
RCP-818288BEI	25 gal.	40 × 46



3

4

5

<b>3. Two-Piece Indoor Open Top Receptacle</b>		
RCP-AOT35SANL	35 gal.	40 × 46
<b>Ranger® Fire-Safe Container</b>		
RCP-8430-88 (BG, BRO, BLA)	35 gal.	38 × 58
RCP-9171-88 (BG, BLA)	45 gal.	43 × 47
<b>Plaza™ Indoor/Outdoor Waste Container</b>		
RCP-396400BG	50 gal.	43 × 47
<b>Step-On Container</b>		
RCP-614687 (BK)	23 gal.	33 × 39
RCP-614700 (RD)	30 gal.	43 × 46
<b>4. Untouchable® Square Container</b>		
RCP-356988 (BG, BK, GY, BRO)	23 gal.	30 × 36
<b>Large Plastic Round Waste Receptacle</b>		
RCP-354600 (BG, GY)	22 gal.	30 × 36
<b>Half-Round Plastic Receptacle</b>		
RCP-352000 (BG, GY)	21 gal.	33 × 39
<b>Square Recycling Container</b>		
RCP-356973BE	23 gal.	33 × 39
<b>5. Fire-Safe Steel Swing Top Receptacle</b>		
RCP-T1424ERBWH	24 gal.	33 × 39
RCP-T1940ERBWH	40 gal.	40 × 46



8

9

10

<b>8. Fire-Resistant Steel Dome Waste Receptacle</b>		
RCP-R1536MCGL	15 gal.	33 × 39
<b>Fire-Resistant Steel Open Top Waste Receptacle</b>		
RCP-R32EGLW (BK)	15 gal.	33 × 39
<b>9. Marshal® Classic Container</b>		
RCP-816088 (BG, BK, BRO)	15 gal.	33 × 39
RCP-817088 (BG, BK, BRO)	25 gal.	40 × 46
<b>Fire-Safe Pedal Rolltop Receptacle</b>		
RCP-617700BG	14½ gal.	33 × 39
<b>10. European &amp; Metallic Series Receptacle with Drop-In Top</b>		
RCP-CC16SSSGL	15 gal.	33 × 39
<b>Open Top Half-Round Receptacle</b>		
RCP-SO12 (20B, SSS)	12 gal.	24 × 31
<b>Waste Receptacle with Large Side Opening</b>		
RCP-SO16 (SSSGL)	12 gal.	30 × 36
<b>Half-Round Waste Receptacle</b>		
RCP-SO8 (10BPL, 20BPL, SSSPL)	9 gal.	30 × 36
<b>Receptacle with Drop-In Dome Top</b>		
RCP-R32SSSGL	15 gal.	33 × 39
<b>Hands-Free Open Top Receptacle</b>		
RCP-R1536EOTGLBK	15 gal.	33 × 39
<b>Wastebasket</b>		
RCP-UB1900SSS	5 gal.	24 × 23

Use the sizing guide below to locate your waste receptacle. The right liner size is listed next to it.



## The right size is important!

Ideally, you should have about three to four inches of liner overhang on your receptacle. Anything more or less is wasteful of both time and money.



Description	Receptacle Size	Liner Size
<b>11. Fire-Safe Step-On Receptacle</b>		
RCP-614500BG	18 gal.	33 × 39
<b>Fire-Safe Step-On Receptacle with Stainless Steel Wheel Assembly</b>		
RCP-614600BG	23 gal.	33 × 39
<b>12. Defenders® Heavy-Duty Steel Step Can</b>		
RCP-S17 (ERDPL, EWHPL, SSPL)	7 gal.	24 × 23
RCP-ST12 (EPLRD, ERBWHI, EPLWH, SSPL)	12 gal.	24 × 31
RCP-ST24 (EPLRD, ERBWHI, EPLWH, SSPL)	24 gal.	33 × 39
<b>13. Economical Steel Step Can</b>		
RCP-MST15 (EPL)	1½ gal.	24 × 33
RCP-MST35 (SSPL)	3½ gal.	24 × 33



<b>14. Fire-Resistant Fiberglass Wastebasket</b>		
RCP-254300 (BG, BK)	7 gal.	24 × 23
RCP-254400BG	10 gal.	24 × 31
<b>15. Designer 2™ Wastebasket</b>		
RCP-25051	6½ gal.	24 × 23
<b>16. Soft Molded Plastic Wastebasket</b>		
RCP-295500 (BG, BK)	3½ gal.	24 × 23
RCP-295600 (BG, BK, GY)	7 gal.	24 × 23
RCP-295700 (BG, BK, GY)	10¼ gal.	24 × 31
<b>17. Fire-Safe Steel Rectangular Wastebasket</b>		
RCP-WB30R- (AL, BK, GY)	7½ gal.	24 × 23



Safo		
<b>18. Wood Waste Receptacle</b>		
SAF-9728 (GR, MO)	36 gal.	43 × 46
SAF-9729 (GR, MO)	36 gal.	43 × 46
<b>Push Top Square Receptacle</b>		
SAF-9893	21 gal.	33 × 39
SAF-9895	36 gal.	40 × 46
<b>19. Reflections®</b>		
<b>Open Top Dome Receptacle</b>		
RCP-9W27 (GY, BLU, YEL)	50 gal.	43 × 47
<b>Speckled Open Top Receptacle</b>		
SAF-9677NC	35 gal.	40 × 46
<b>20. Dome Top Receptacle with Open Top</b>		
SAF-9639BL	15 gal.	33 × 39
SAF-9875	15 gal.	33 × 39



<b>21. At-Your-Disposal Recycling Center</b>		
SAF-9798BL	28 gal.	30 × 36
SAF-9794BL	28 gal.	17 × 17
<b>22. Vertex Receptacle</b>		
SAF-9799BL	38 gal.	40 × 46
<b>23. Receptacle</b>		
SAF-9790BL	38 gal.	40 × 46
<b>24. Trifecta™ Waste Receptacle</b>		
SAF-9550BL	15 gal.	40 × 46
SAF-9551BL	17 gal.	40 × 46
SAF-9552BL	19 gal.	40 × 46
SAF-9553BL	21 gal.	40 × 46
<b>25. Public Square® Recycling Containers</b>		
SAF-2981 (BL, GN)	25 gal.	33 × 39
SAF-2982 (BL, BR)	31 gal.	33 × 39



<b>26. Dual Recycling Receptacle</b>		
SAF-9931SS	15 gal.	30 × 36
RCP-254400BG	10 gal.	24 × 31
<b>Right-Size Recycling Station</b>		
SAF-9634SS	7½ gal.	30 × 32
<b>Tall Round Recycling Receptacle for Cans</b>		
SAF-9632BU	20 gal.	33 × 39
<b>Corrugated Waste Receptacle</b>		
SAF-9745	40 gal.	40 × 46
<b>27. Desk-Side Recycling Receptacle</b>		
SAF-9927BB	3 gal.	17 × 17
SAF-9928BB	7 gal.	24 × 23

<b>28. Canmeleon™</b>		
<b>Aggregate Panel Ash Urn with Side Openings</b>		
SAF-9470NC	15 gal.	33 × 39
SAF-9473NC	38 gal.	40 × 46
<b>Aggregate Panel Top Opening Style Receptacle</b>		
SAF-9471 (NC, TN)	38 gal.	40 × 46
<b>Aggregate Panel Side Opening Style Receptacle</b>		
SAF-9472NC	38 gal.	40 × 46
<b>Recessed Panel Ash Urn with Side Openings</b>		
SAF-9474BL	15 gal.	33 × 39
<b>Recessed Panel Top-Opening Style Receptacle</b>		
SAF-9475BL	38 gal.	40 × 46
<b>Recessed Panel Side-Opening Style Receptacle</b>		
SAF-9476BL	38 gal.	40 × 46
SAF-9477BL	38 gal.	40 × 46
<b>Pentagon Receptacle</b>		
SAF-9485BL	30 gal.	40 × 46
SAF-9486BL	45 gal.	37 × 50
<b>29. Square Ash 'N' Trash Sandless Urn</b>		
SAF-9696BL	3 gal.	24 × 31



<b>30. Large Capacity Plastic Step-On Receptacle</b>		
SAF-9922 (BL, TN)	17 gal.	17 × 17
SAF-9923 (BL, TN)	23 gal.	24 × 23
<b>31. Plastic Step-On Receptacle</b>		
SAF-9710 (BL, WH)	4 gal.	24 × 23
<b>32. Step-On Medical Receptacle</b>		
SAF-9901 (RD, WH, SS)	3 gal.	17 × 17
SAF-9902 (RD, WH, SS)	7½ gal.	17 × 17
<b>33. Step-On Receptacle</b>		
SAF-9685SS	4 gal.	24 × 23
SAF-9686SS	7 gal.	24 × 23
SAF-9687SS	10 gal.	30 × 32



<b>34. Fire-Safe Round Wastebasket</b>		
SAF-9604 (CH, BL)	23½ qt.	30 × 36
SAF-9610 (CH, SA)	20 gal.	33 × 39
<b>35. Square and Rectangular Fire-Safe Wastebaskets</b>		
SAF-9616 (BL, SA)	27½ qt.	30 × 36
SAF-9615WL	27½ qt.	30 × 36
SAF-9618 (BL, CH, SA)	22 gal.	33 × 39
<b>36. Onyx® Round Mesh Wastebaskets</b>		
SAF-9716BL	3 qt.	17 × 17
SAF-9717BL	5 gal.	24 × 23
SAF-9718BL	9 gal.	30 × 32
<b>Aggregate Panel Ash Urn with Side Openings</b>		
SAF-9740 (BL, GR, NC)	6 gal.	24 × 23
<b>37. At-Your-Disposal™ Wastebasket</b>		
SAF-9796BL	5 gal.	24 × 33



Ex-Cel Metal		
<b>38. Metro Collection™ Recycling Receptacle</b>		
EXC-RC-MTR-3HCP	54 gal.	33 × 39
<b>Push Top Square Receptacle</b>		
EXC-RC3RBL	33 gal.	40 × 46
<b>39. Venue Collection™ Perforated Trash and Recycling Receptacles</b>		
EXC-VCR-33PERFS	33 gal.	40 × 46
EXC-VCT-33PERFS	33 gal.	40 × 46
<b>40. Round Three-Compartment Recycling Container</b>		
RCP-9W27 (GY, BLU, YEL)	50 gal.	43 × 47
<b>Unison</b>		
<b>41. Soft-Sided Wastebasket</b>		
UNS-280TWBBLA	7 gal.	24 × 23

# LINERS FOR EVERY NEED!

## Choose From Two Types of Plastics

**Linear Low Density (LLD)** — Tougher transport conditions require the superior tear resistance of LLD liners. This plastic is designed to perform in environments with higher risk of tears or punctures, either from the can liner contents, surrounding environment or through transportation to disposal units, as LLD does not tear easily, even after puncture. **Find these on pages 537-547.**

**High Density (HD)** — When greater puncture resistance and load capacity are the priority, select HD liners. Even with thinner construction, HD liner material delivers puncture and load benefits—performing well with waste that is heavy, such as unbroken glass, or other materials that do not have sharp edges. **Find these on pages 539-545.**

## Strength Grade and Gauge

**Strength grades** are based on static load, also known as lifting strength. LLD and HD plastic materials achieve the same static load with different gauges; order your bags accordingly. Use this chart for easy reference to determine approximate gauge equivalents.

Strength Grade	LLD Mil Gauge	HD Micron Gauge
Light	.35 – .44	5 – 9
Medium	.45 – .57	10 – 12
Heavy	.58 – .69	13 – 14
Extra-Heavy	.70 – .89	15 – 17
XX-Heavy	.90 – 1.14	—
Super	1.15 – 1.39	—
Super-Heavy	1.40 – up	18 – 24

**Light**—Use for crumpled paper, cups and light waste.

**Medium**—Appropriate for packaging waste, wet paper and similar mixed trash.

**Heavy**—Choose for light wood, metal scraps and wet cardboard.

**Extra-Heavy**—Select for use when trash is consistently heavy, wet or sharp.

**Super/Extra-Heavy**—Use on the heaviest cleanup jobs, in warehouses, cafeterias, or facility grounds.

## Capacity

**Know the capacity** of your receptacles and select the bag or liner to suit. Bags and liners are available in a multitude of sizes; gallon capacity is listed with each item throughout this section.

## Bottom Seals

**Star-Seals** — The most common type. Conform easily to any shape waste container, distribute weight evenly inside the bag and have the maximum carrying capacity.

**Flat-Seals** — Hold more volume than like-sized star seals. Appropriate for somewhat lighter weight loads.

**Gusset-Seals** — Another seal found in flat-style bags. Offer a good fit in certain receptacles and appropriate for somewhat lighter loads.

# GLOVES FOR FOODSERVICE

See pages 332-335 for our selection of foodservice gloves.

Use our **Feature Key** to find gloves that help you maintain safety and hygiene standards.

- ① Thin
- ② Medium Thickness
- ③ Thick
- ④ High Protection/Tear Strength
- ⑤ High Dexterity
- ⑥ Powdered for Easy On/Off
- ⑦ Embossed/Textured Grip
- ⑧ Fits Either Hand

## Latex

No.	Features	How to Order
BWK 355SBX	② ⑤ ⑥ ⑧	See p. 334
BWK 355MBX	② ⑤ ⑥ ⑧	See p. 334
BWK 355LBX	② ⑤ ⑥ ⑧	See p. 334
BWK 345MBX	② ⑤ ⑧	See p. 334
BWK 345LBX	② ⑤ ⑧	See p. 334
BWK 345LBX	② ⑤ ⑧	See p. 334

## Poly

No.	Features	How to Order
IBS-GLLG2K	① ⑦ ⑧	Online
IBS-GLMGD2K	① ⑦ ⑧	Online
IBS-GLXL2K	① ⑦ ⑧	Online
IBS-HYBF001	③ ⑧	Online
IBS-HYBF002	③ ⑧	Online
IBS-HYB-F003	③ ⑧	Online
IBS-HYB-F004	③ ⑧	Online
IBS-HYB-F005	③ ⑧	Online

## Synthetic

No.	Features	How to Order
BWK 315SBX	③ ⑦ ⑧	See p. 335
BWK 315MBX	③ ⑦ ⑧	See p. 335
BWK 315LBX	③ ⑦ ⑧	See p. 335
BWK 315LBX	③ ⑦ ⑧	See p. 335
BWK 315LBX	③ ⑦ ⑧	See p. 335

## Vinyl

No.	Features	How to Order
BWK 365MBX	② ⑤ ⑧	See p. 335
BWK 365LBX	② ⑤ ⑧	See p. 335
BWK 365LBX	② ⑤ ⑧	See p. 335
BWK 361SBX	② ⑤ ⑧	See p. 335
BWK 361MBX	② ⑤ ⑧	See p. 335
BWK 361LBX	② ⑤ ⑧	See p. 335
BWK 361LBX	② ⑤ ⑧	See p. 335

## Nitrile

No.	Features	How to Order
BWK 380SBX	② ④ ⑤ ⑥ ⑧	See p. 333
BWK 380MBX	② ④ ⑤ ⑥ ⑧	See p. 333
BWK 380LBX	② ④ ⑤ ⑥ ⑧	See p. 333
BWK 380LBX	② ④ ⑤ ⑥ ⑧	See p. 333
KCC 57372	③ ④ ⑤ ⑧	See p. 332
KCC 57373	③ ④ ⑤ ⑧	See p. 332
KCC 57374	③ ④ ⑤ ⑧	See p. 332

# HOT/COLD CUP LIDS

Let us help you find the right lid for your disposable hot or cold cup. Whether your cup is paper, foam or plastic — colored, patterned, compostable or insulated — we have the matching lid to fit your needs.



**Tear Tab/Sip Through**



**Straw Slot**



**Reclosable**



**Dome**

## TEAR TAB/SIP THROUGH

LID	COLOR	FITS CUP	PAGE NO.
DCC12FTLS	Translucent	Dart Foam Cups (12 Series Cups)	....
DCC16FTLS	Translucent	Dart Foam Cups (16 Series Cups)	....
DCC12UL	Translucent	Dart Foam Cups (12 Series Cups)	563
DCC16UL	Translucent	Dart Foam Cups (16 Series Cups)	....
DXETB9540	Translucent	Dixie Paper Hot Cups (10 oz)	....
DXETB9542	Translucent	Dixie PerfectTouch (10-16 oz) & Paper Hot Cups (12-20 oz)	554
SCCLB3081	Translucent	Solo Hot Cups (8 oz)	....
SCCLB3101	Translucent	Solo Hot Cups (10 oz)	....
SCCLB3161	Translucent	Solo Hot Cups (12-24 oz)	....

## STRAW SLOT

LID	COLOR	FITS CUP	PAGE NO.
BWKDEERCLIDW	Translucent	Boardwalk Deerfield Paper Cold Cups	558
DCC12SL	Translucent	Dart Foam Cups (12 Series Cups)	....
DCC16SL	Translucent	Dart Foam Cups (16 Series Cups)	....
DCC32SL	Translucent	Dart Foam Cups (32 oz)	....
DCC626TSCT	Clear	Dart Plastic Cold Cups	....
DXE914LSRD	Translucent	Dixie Paper Cold Cups	....
ECOEPFLCC	Translucent	Eco-Products Plastic Cold Cups	559
SCCL16BL	Translucent	Solo Paper Cold Cups	558

## RECLOSABLE

LID	COLOR	FITS CUP	PAGE NO.
DCC16RCLPK	White	Dart Foam Cups (16 Series Cups)	....
DCC16RCLBLK	Black	Dart Foam Cups (16 Series Cups)	563
DCC16RCL	White	Dart Foam Cups (16 Series Cups)	563
DXETP9542	White	Dixie PerfectTouch (10-16 oz) & Paper Hot Cups (12-20 oz)	....
SCCOPT316B	Black	Solo Paper Hot Cups (10-24 oz) & Duo Shield (12-16 oz)	....
SCCOPT316	White	Solo Paper Hot Cups (10-24 oz) & Duo Shield (12-16 oz)	....

## DOMES

LID	COLOR	FITS CUP	PAGE NO.
BWKDEERHLIDW	White	Boardwalk Deerfield Paper Hot Cups	554
DXE9542500DXCT	White	Dixie PerfectTouch (10-16 oz) & Paper Hot Cups (12-20 oz)	555
DXED9542	White	Dixie PerfectTouch (10-16 oz) & Paper Hot Cups (12-20 oz)	....
DXE9538DX	White	Dixie Hot Cups (8 oz)	555
ECOEPHL8WR	White	Eco-Products Hot Cups (8 oz)	557
ECOEPHL16WR	White	Eco-Products Hot Cups (10-20 oz)	557
SVARP11	White	NatureHouse Hot Cups	....
SCCTLP316	White	Solo Hot Cups (10-24 oz)	556
SCCTLB316	Black	Solo Hot Cups (10-24 oz)	556
SCCOFTL310007	White	Solo Hot Cups (10 oz)	556
SCCOFTL160007	White	Solo Hot Cups (12-16 oz)	556
SCCTL38R2	White	Solo Hot Cups (8 oz)	....
SCCTL31R2	White	Solo Hot Cups (10 oz)	556

# Who says basics have to be boring? Definitely not Boardwalk!

Introducing our bright, bold and beautiful plates and cups. Don't let the pretty pattern fool you—they're sturdy enough for whatever you're serving up, hot or cold. Great quality at a great price. That's the Boardwalk way. Our foodservice disposables are the essential ingredients for a perfectly stocked restaurant, cafeteria or breakroom.

**get more. save more. do more.**

- Cutlery
- Food Containers
- Aluminum Pans
- Foil & Wrap
- Deli Paper
- Butcher Paper
- Food Storage Bags

**boardwalk**<sup>®</sup>  
Do more across the board



# Office Packs get it right! Right size. Right price.

Our new Office Packs feature the essentials you use every day, in convenient quantities just right for any office. Get exactly what you need in a package that's easy to dispense, transport and store. Great quality and exceptional value—Boardwalk has it all wrapped up!

Available in the items below and more  
at [boardwalklabel.com](http://boardwalklabel.com)

**BWK-6079**—Bath Tissue, 2-ply, 4.25" × 3", 1000 Sheets/Roll, individually wrapped, 40 Rolls/Case

**BWK-4415**—Bath Tissue, 1-ply, 4.25" × 3.66", 1000 Sheets/Roll, individually wrapped, 40 Rolls/Case

**BWK-6506CT**—Luncheon Napkins, 100% recycled, 1-ply, White, 12.5" × 11.5", 400/Poly Pack, 6 Poly Packs/Case, 2400 Napkins

**BWK-6181CT**—Household Perforated Paper Towel Rolls, 2-ply, 5" × 11", 140 Sheets/Roll, 24 Rolls/Case

**BWK-6183**—General Purpose Paper Towel Rolls, 2-ply, 5" × 11", 140 Sheets/Roll, 12 Rolls/Case

**BWK-6709**—Household Perforated Paper Towel Rolls, 2-Ply, White, 9" × 11", 60 Sheets/Roll, 15 Rolls/Case

**BWK-6211**—General Purpose Perforated Paper Towel Rolls, 2-Ply, White, 9" × 11", 210 Sheets/Roll, 12 Rolls/Case

**BWK-6500**—Facial Tissue, Flat Box, 100 Sheets/Box, 30 Boxes/Case

**boardwalk.**  
Do more across the board







## Professional Products High Standards. Proven Results.™

Clorox Professional Products provide solutions to help tackle cleaning and disinfecting challenges throughout your facility.

### Disinfecting Products

#### Clorox Commercial Solutions® Clorox® Germicidal Bleach,

- Easy to pour, concentrated formula cleans, disinfects and is EPA-registered to kill 39 organisms



#### Clorox Commercial Solutions® Clorox® Disinfecting Wipes

- Kill 99.9% of germs—including MRSA, cold and flu viruses and E. coli
- Bleach-free
- Convenient, ready-to-use wipes that both clean and disinfect



#### Clorox Commercial Solutions® Clorox® 4 in One Disinfectant & Sanitizer

- Disinfects hard surfaces with 24 EPA-registered kill claims
- Sanitizes soft surfaces\*\* in just 30 seconds
- Deodorizes and leaves a fresh citrus scent



#### Clorox Commercial Solutions® Clorox® Clean-Up® Disinfectant Cleaner with Bleach

- Powerful one-step cleaner, disinfectant and stain remover
- Eliminates odors caused by bacteria, mold and mildew



#### Clorox Commercial Solutions® Clorox® Broad-Spectrum Quaternary Disinfectant Cleaner

- EPA-registered to kill 90 different microorganisms
- Kills bacteria in 2 minutes
- Fragrance-free and gentle on surfaces



### Heavy-Duty Cleaning

#### Clorox Commercial Solutions® Pine-Sol® Multi-Surface & All Purpose Cleaners

- Removes grease, grime, dirt and stains
- Use on floors, countertops, tile, sinks and garbage cans
- Deodorizes



#### Clorox Commercial Solutions® Clorox® Urine Remover

- Performs exceptionally on both stains and odors
- Specially formulated for hard-to-clean porous and soft surfaces



#### Clorox Commercial Solutions® Tilex® Disinfects Instant Mildew Remover

- Eliminates tough mold and mildew stains fast
- Cleans tile, grout, toilets and fiberglass
- Disinfects and kills germs with Clorox® bleach



### Rethink Bleach



#### Fuzion™ Cleaner Disinfectant


Kills *C. diff* spores in 2 minutes,  
is easy on surfaces and is low odor



\*\* 100% cotton or 100% polyester


Use products as directed.

# Our Family of Air Care Solutions



AIR WICK® Life Scents™ technology is the first to provide constantly changing fragrance.

## Life Scents™ Scented Oils



Delivers consistent, long-lasting fragrance

- Paradise Retreat
- Summer Delights
- Sweet Lavender Days

## Life Scents™ Freshmatic®



Provides continuous fresh smell

- Paradise Retreat
- Summer Delights
- Sweet Lavender Days

## 4 in 1 Aerosols



Effective at eliminating strong odors

- Apple Cinnamon Medley®
- Fresh Waters®
- Hawai'i Exotic Papaya & Hibiscus Flower®
- Lavender & Chamomile

# TOTAL SOLUTIONS

## for Hand Hygiene & Everyday Well-Being



Complete hand hygiene program with gentle and effective products, the industry's most reliable dispensing systems and comprehensive education and training.

- Use PURELL® products at restroom exits and public places
- GOJO offers a full line of hand soaps, shower and body washes and tough soil products

### Breakthrough study quantifies effect of PURELL™ Advanced Workforce Solution on medical insurance claims<sup>1</sup>



**24.3%**

lower incidence of hand hygiene preventable sick claims<sup>1</sup>

**13.4%**

fewer unscheduled paid-time-off episodes,  
reducing absenteeism and improving productivity<sup>1</sup>

1. Arbogast, JW., L. Moore-Schiltz, W. Jarvis, A. Harpster-Hagen, J. Hughes, A. Parker. 2016. "Impact of a Comprehensive Workplace Hand Hygiene Program on Employer Health Care Insurance Claims and Costs, Absenteeism, and Employee Perceptions and Practices." Journal of Occupational and Environmental Medicine, June 2016 – Volume 58, Issue 6.



©2016. GOJO Industries, Inc. All rights reserved.  
#19182 (9/2016)



For **washing** down, **freshening** up  
and **stopping** germs in their tracks.



Do **more** across the board



A complete **solution** for the washroom, Boardwalk makes sure you always have the **right products** on hand, at the **right price** when you're stocking up. From odor control to a **spotless** toilet bowl, Boardwalk helps you save on **everything you need** for cleaning, washing, drying and disinfecting.

**boardwalk**®

Everything **you need** to eat up,  
wrap up and clean up.



Do **more** across the board



There's **more** to Boardwalk than a fresh, new look. Our professional-use **cleaning** and **foodservice** products give you consistent **performance** and **value** that go hand-in-hand. Make sure your breakroom is **stocked** before, during and after meal times and **snack attacks** with Boardwalk.

**boardwalk.**



for more information  
[www.unitedimaging.com](http://www.unitedimaging.com)  
21201 Oxnard St. Woodland Hills CA 91367  
P. 818.716.1515



Share with colleagues



**1.800.999.0159**  
[www.unitedimaging.com](http://www.unitedimaging.com)

